

# Conduit Fitting: Union and Elbow Union, DUN and DUNL Series



## Flameproof and Dust protection by enclosure

Zone 1 & 2 – 21 & 22

### Application

The DUN union and DUNL elbow union are used in a conduit system to connect between two conduits or the conduit to fitting for zone 1, 2 and zone 21, 22 hazardous areas.

### Specification

Body material : Marine grade copper-free aluminium alloy with polyester powder coated, RAL 7032 (Grey)

### Technical Data

<b>Hazardous Area</b>	Gas	Dust
<b>Zones</b>	1 & 2	21 & 22
<b>Equipment Group/Category</b>	⊕ II 2G	⊕ II 2D
<b>Symbol of Protection</b>	Ex db IIC Gb	Ex tb IIIC Db IP65
<b>Certificate</b>	TÜV CY 16 ATEX 0205742 U	
<b>Conformity to Standards</b>	EN 60079-0:2012+A11:2013, EN 60079-1:2014, EN 60079-31:2014	
<b>Ambient Temperature</b>	-20°C to +75°C	
<b>Index of Protection</b>	IP65	



DUN-1 to DUN-3



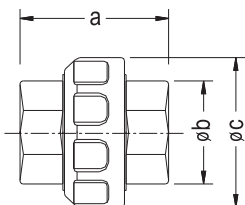
DUN-4 to DUN-10



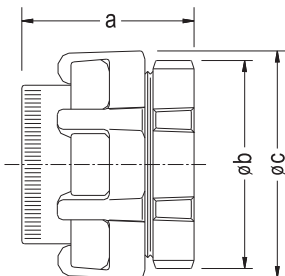
DUNL-1 to DUNL-3

### Ordering Requirements and Dimension

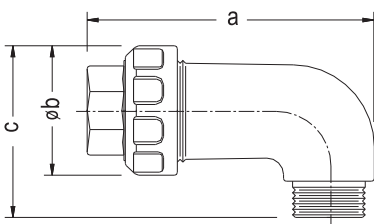
#### DUN-1 to DUN-3



#### DUN-4 to DUN-10



#### DUNL-1 to DUNL-3



Cat. No.	Entries Thread (Female)	Dimension in mm.			Approx. Weight (kgs.)
		a	Ø b	Ø c	
<b>Union</b>					
DUN-1	Ø1/2" NPT	47.0	31.0	48.0	0.098
DUN-2	Ø3/4" NPT	47.0	37.8	51.0	0.101
DUN-3	Ø1" NPT	55.0	43.3	58.0	0.131
DUN-4	Ø1-1/4" NPT	52.5	64.0	76.0	0.289
DUN-5	Ø1-1/2" NPT	60.0	75.0	86.0	0.395
DUN-6	Ø2" NPT	66.0	90.0	104.0	0.655
DUN-7	Ø2-1/2" NPT	80.0	107.0	120.0	0.819
DUN-8	Ø3" NPT	89.0	132.0	142.0	1.442
DUN-9	Ø3-1/2" NPT	89.0	136.0	158.0	1.681
DUN-10	Ø4" NPT	99.0	160.0	176.0	1.842
<b>90° Elbow Union*</b>					
DUNL-1	Ø1/2" NPT	74.0	48.0	59.0	0.184
DUNL-2	Ø3/4" NPT	74.0	51.0	67.0	0.207
DUNL-3	Ø1" NPT	98.0	58.0	75.0	0.354

\* The DUNL elbow unions are used for connecting conduit to enclosure in angle position. (1-male and 1-female threaded)